

# Downtown Parking Survey Results

The survey was conducted during a public information session on May 15, 2018 at City Hall and on the City's Public Consultation website until June 4.

**ONLINE SURVEY**  
189 RESPONSES

**SESSION SURVEY**  
35 RESPONSES

**CUMULATIVE TOTALS**  
224 TOTAL RESPONSES

## Types of Users

Customer **85**  
Downtown Business Owner/Employee **28**  
Resident **74**  
No Response **1**

## Types of Users

Customer **0**  
Downtown Business Owner/Employee **8**  
Resident **3**  
No Response **22**

## Types of Users

Customer **85**  
Downtown Business Owner/Employee **36**  
Resident **77**  
No Response **23**

## Frequency of Parking Use

Daily **44**  
Weekly **71**  
Monthly **45**  
Less than once a month **27**

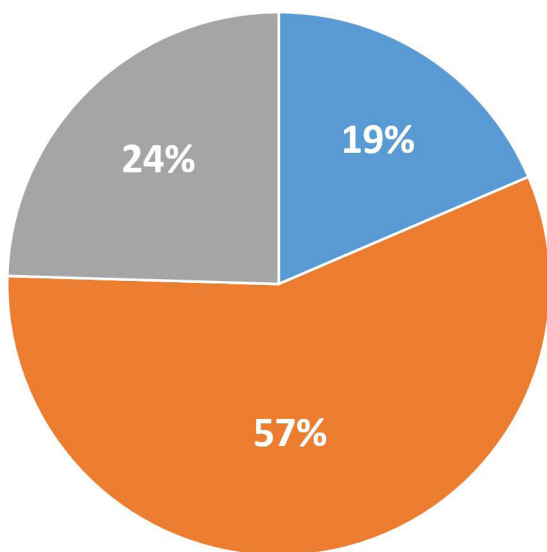
## Frequency of Parking Use

Daily **8**  
Weekly **2**  
Monthly **23**  
Less than once a month **2**

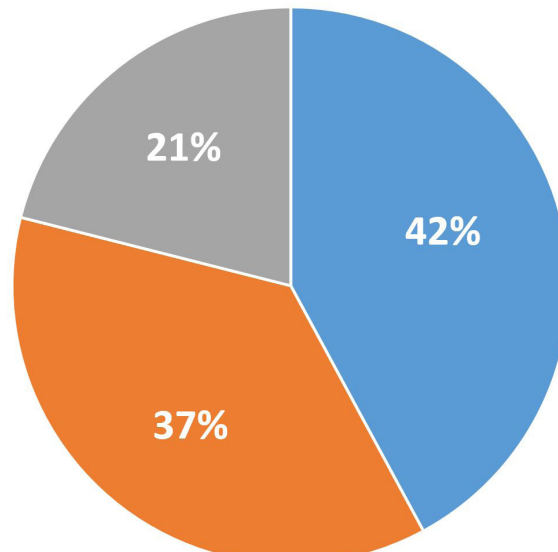
## Frequency of Parking Use

Daily **52**  
Weekly **73**  
Monthly **68**  
Less than once a month **29**

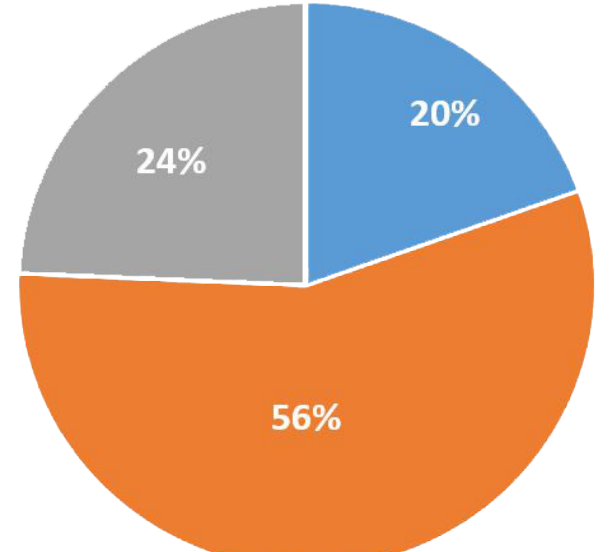
## Top 3 Concerns



● Cost of Parking  
● Lack of Parking Spaces  
● Location of Parking Space



● Cost of Parking  
● Lack of Parking Spaces  
● Location of Parking Space



● Cost of Parking  
● Lack of Parking Spaces  
● Location of Parking Space

## Top 3 Concerns Voting - Combined

